

Rail Anchor

Part No. **1121023**

Mobile Sliding Anchor Point, ideal when working at heights



Rail Cap

Part No. **1121206**

The Rail Cap allows a train to travel over broken rails with up to 125mm of separation at a maximum speed of 15km/hour.



Rail Cutters

Tungsten Carbide Tipped

High Speed Steel Cobalt

Part No.	Ømm	Part No.	Ømm
RCTCT2525	25	RCHSSC2525	25
RCTCT2825	28	RCHSSC2825	28
RCTCT3025	30	RCHSSC3025	30
RCTCT3225	32	RCHSSC3225	32



Available cutter sizes 18mm – 36mm

Rail Air Quencher

Sits over rail and quenches weld with air. Part No. **1120457**




Rail Square

1655 mm long

Part No. **1120251**

1807 mm long

Part No. **1120418**



Rail Turning Bars

47/49kg

Part No. **1120225**

53/60kg

Part No. **1120149**



Rail turning bar for flat bottom rail

Rail Wedges

240 X 32 Rise x 16 Thick Spring

Part No. **1120626**

150 X 32 Rise x 32 Thick K1045

Part No. **1120627**

Top Hat End Wedge

240 x 60 Rise x 16 Thick with 20mm
Inside Step

Part No. **1121011**

500 x 35 Rise x 25 Thick with 25mm
inside step

Part No. **1121165**




Safelok hand tools

Clip Installer tool



Part No. **1120939**

Universal removal tool

Part No. **1120532**



Sleeper Drills

	Diamond Hardened	Scotch Point	H.S.S	Tungsten Carbide Tip
			Chisel Point	
12 mm x 250 mm OAL		1440109		
14 mm x 250 mm OAL	1120374	1120436		
16 mm x 220 mm OAL			1440096	1440072
16 mm x 250 mm OAL	1120369	1440077		
16 mm x 300 mm OAL	1440084	1440076		
16 mm x 500 mm OAL		1440105		
17 mm x 250 mm OAL	1120376	1120460		
17 mm x 300 mm OAL		1440099		
18 mm x 250 mm OAL		1440100		
18 mm x 500 mm OAL		1440106		
19 mm x 220 mm OAL			1440097	1440073
19 mm x 250 mm OAL	1120439	1440080		
19 mm x 300 mm OAL	1120373	1440079		
19 mm x 500 mm OAL		1440090		
21 mm x 220 mm OAL			1440098	1440074
21 mm x 250 mm OAL	1440092	1440089		
21 mm x 300 mm OAL		1440101		
22 mm x 500 mm OAL		1440108		
32 mm x 1800 mm OAL	1440107			
Sleeper drill bit quick change adaptor	Part No.	1121121		

Sockets

Delkor screw spike socket 21mm x 28mm, 1" D	Part No. 1120378
Delkor Impact Socket – SQ "S" x 1" Drive	Part No. 1121190
Impact Socket - Rectangle 19 x 14 x 1" Drive	Part No. 1120512
Impact Socket 1"	Part No. 1160365
Impact Socket 24 mm 1" drive	Part No. 1160064
Impact Socket 34 mm 1" drive	Part No. 1160382
Impact Socket 36 mm 1" drive	Part No. 1630069
Impact Socket 36 mm 1" drive – deep socket	Part No. 1160216-D
Impact Socket 41 mm 1" drive	Part No. 1160216
Impact Socket 42 mm 1" drive	Part No. 1160329
Impact Socket 42 mm 1" drive – deep socket	Part No. 1160329-D
Screw Spike Universal Drive	Part No. 1630045
Universal Joint 1" SQ Fem x 1" SQ Male	Part No. 1160386
Magnetic head Torx Sockets - 16mm (E20)	Part No. 1630061
Magnetic head Torx Sockets – 19-21mm (E24)	Part No. 1630062
Magnet head	Part No. 1630065
Plus retaining O Rings 2x	Part No. OR2327
Plus Roll Pin	Part No. R18745
Impact Socket Adaptor ¾" female to ½" male	Part No. 1160258
Impact Socket Adaptor 1" female to ¾" male	Part No. 1160346
¾" Torx Socket 16mm (E20) 105mm Long	Part No. 1630175
¾" Torx Socket 19 – 21 mm (E24) 105mm Long	Part No. 1630176
1" Torx Socket 19 – 21 mm (E24) 90mm Long	Part No. 1630177
1" Drive 400mm OAL 1" SQ Fem x 1" SQ Male	Part No. 1120642
Magnetic head Extension Shaft	Part No. 1630083
Adaptor for Screw Spike machine 1" Drive	Part No. 1630071



Spike Driver

Cup End 13mm x 160mm

Part No. **1120906**



Spike Hammers

Spiking Hammer with Wooden Handle Part No. **1120220**

Spiking Hammer with Nupla Fibreglass Handle Part No. **1120503**

Spiking Hammer with Cones at Both Ends Part No. **1120224**

Spiking Hammer Only Part No. **1120586**



Approximately 5.5 kg

Combination Flat and Cone Ends

Spike Puller Jaws – Stanley

Part No. **1120486**

MEC Lock spike jaw castings

To suit Stanley SP45-SP48 model spike pullers



Spike Pulling Bars

Wedge / Chisel End Part No. **1120222**

Podger End (Cone End) Part No. **1120221**

Lock Spike Extractor 200mm OAL with Pigs foot Part No. **1120152**

Spike Pulling Bar (or Claw Bar) is approximately 1650mm long with a 30 diameter shaft. The bar is fully forged with optional tapered or 38mm Square end for mechanical rail jack.

Weight is approximately 9.5kg.

For other configurations of Spike Pulling Bar

Please specify end required



Tamping Tynes

Plasser Beaver Switch

Left Hand

Part No. **1120867**

Right Hand

Part No. **1120868**

Jackson 6700

Alternative to the BTI-635

Tamping Tyne to suit Jackson 6700

Part No. **1121019-MK421**

Tamping Tyne alternatives are available for all BTI or Plasser branded tynes



Tensor Restraining Straps

1.625m x 11mm galvanised wire C/W machine spliced thimble ends, one end with 3.25T bow shackle.

Part No. **1121118**

Thermometers

Magnetic base, dial has 2 degree increments, Range 0-120 C

Part No. **1120665**

Laser Thermometer pocket size, Range -20 to 270C +/- 2.5%

Part No. **1160198**



Other Laser Thermometers available on request

Tongs

Crane Lifting Tongs

A120 100kg/m Crane Rail

Part No. **1120800**



Sleeper Tongs

Timber Sleeper Crane Lifting

Part No. **1120311**

Timber Sleeper Hand Lifting

Part No. **1120226**

Concrete Sleeper 3T Certified Lifting Tong

Part No. **1121021**



Rail Lifting Tongs

Rail Hand Lifting

Part No. **1120227**

5T Certified Lifting Tongs – Light Weight

Part No. **1120282**



5T Certified Lifting Tongs – Heavy Duty

Part No. **1120148**



14T Certified Lifting Tongs – Heavy Duty

Part No. **1121173**

3T Certified Lifting Tongs – Locking

Part No. **1120896**



3T Certified Lifting Tongs – Non Locking

Part No. **1120895**

5T Burro Anti Slip Rail Tongs

Part No. **1120925**



Rail Threading Roller Tongs

2T Certified 600mm x 700mm x 270mm

Part No. **1120229**

3T Certified 600mm x 600mm x 600mm

Part No. **1120969**



Chain Set with 1T bow shackles & 2x legs @ 2.12m

Part no. **1120793-SCH**

Chain Set with 1T bow shackles & 2x legs @ 2.12m

Part No. **1120793-SCH500**



Torque Wrench

Brake Test Dial Torque Wrench 1/2" Drive (16-80Nm) Suit Permaquip Trolleys

Part No. **1120973**

Brake Test Dial Torque Wrench 1/4" (2-24Nm) Suit MEC Braked Trolleys

Part No. **1081332**



Traklok Hand Tools

Traklok B2809 Steel Sleeper Clip Applicator Tool Angled Handle B296, B286, Zip9

Part No. **1120455**

Traklok B2902 Steel Sleeper Clip Removal Hand Tool Suit B296, B286 And Zip9 Clips

Part No. **1120456**

Traklok B2802 Steel Sleeper Clip Insertion Tool Straight Handle B296, B286, Zip9

Part No. **1120976**

Traklok B2803 Steel Sleeper Install Tool Dual GGE Track B296, B286, Zip9 Clips

Part No. **1120977**

Traklok 2904 Steel Clip Removal Tool Traklok 1

Part No. **1120978**



Warning Flag

Nylon Flag, with Hemmed Sleeve & 18" Dowell

Size: 12" x 15"

Red Part No. **1120950**


White Part No. **1120950**



Welders Hot and Cold Sets

Hot Set with Wooden Handle Part No. **1120794**

Cold Set with Wooden Handle Part No. **1120493**



Welders Measurement Tools

P1 Gauge

Part No. **1120940**

P1 Gauge measures variations along running surface, used in conjunction with a straight edge



Straight Edges

Sydney Straight Edge in Protective Case Part No. **1120935-ST**

ARTC Finishing 0.3mm nib in Protective Case Part No. **1120935-03**

ARTC Finishing 0.5mm nib in Protective Case Part No. **1120935**

ARTC Setup 1.8 mm nib in Protective Case Part No. **1120936**

Work Light

Part No. **1160354**

LED work light and lamp post attaches to the Trackpack

Approx. 3-4 times brighter than quartz halogen bulbs



Wrench Drive

Part No. **1160259**

1" drive ratchet





Spike Puller



Spike Driver



Screw Spike



Woodborer



Fast Clipper



E-Clip Remover



E-Clipper



E-Clipper



E-Clip Remover

Available from:

MELVELLE EQUIPMENT CORP PTY LTD
ABN: 55 123 570 356
10 Rogilla Close
WALLSEND NSW 2287 AUSTRALIA
P: 461 2 49 313 244 F: 461 2 49 301 291
W: www.melvelle.com.au
E: sales@melvelle.com.au




MELVELLE EQUIPMENT Trackpack System

used for Rail Construction and Maintenance

Features:

- One hydraulic power unit can power 7 different work heads
- Quick change boom allows easy change over from one work head to another
- Adjustable counterbalance positioning, minimal operator effort to lift
- Choice of electric start Honda Petrol or Yanmar Diesel engines
- Night light option
- Emergency Stops
- Guarding
- Braked machine trolleys, available in any gauge



Robust / Reliable / Versatile / Counter-balanced work heads / Emergency stops / Quick change over / Dual trigger operation